

Modular Cooking Range Line thermaline 80 - 1000 mm Closed Work top, 1 Side

ITEM # _____
 MODEL # _____
 NAME # _____
 SIS # _____
 AIA # _____



588120 (MANABAJOOO)

Closed Work Top, one-side
operated

Short Form Specification

Item No.

Closed work top, 1000 mm wide, constructed according to DIN 18860_2 with 20 mm drop nose top. Internal frame for heavy duty sturdiness in stainless steel. 2 mm top in 1.4301 (AISI 304). Flat surface construction, easily cleanable. THERMODUL connection system enables seamless worktop when units are connected and avoids soil penetrating.

IPX5 water resistant certification.

Configuration: One-side operated top. The base needs to be supplied by the factory. Please include appropriate base.

Main Features

- All major components may be easily accessed from the front.
- THERMODUL connection system creates a seamless work top when units are connected to each other thus avoiding soil penetrating vital components and facilitating the removal of units in case of replacement or service.

Construction

- IPX5 water resistance certification.
- 2 mm top in 1.4301 (AISI 304).
- Flat surface construction with minimal hidden areas to easily clean all surfaces
- Internal frame for heavy duty sturdiness in 1.4301 (AISI 304).
- Unit constructed according to DIN 18860_2 with 20 mm drop nose top.

Optional Accessories

- Connecting rail kit, 800mm PNC 912500 ☐
- Portioning shelf, 1000mm width PNC 912528 ☐
- Portioning shelf, 1000mm width PNC 912558 ☐
- Folding shelf, 300x800mm PNC 912577 ☐
- Folding shelf, 400x800mm PNC 912578 ☐
- Fixed side shelf, 200x800mm PNC 912583 ☐
- Fixed side shelf, 300x800mm PNC 912584 ☐
- Fixed side shelf, 400x800mm PNC 912585 ☐
- Connecting rail kit: modular 80 (on the left) to ProThermatic tilting (on the right), ProThermatic stationary (on the left) to ProThermatic (on the right) PNC 912971 ☐
- Connecting rail kit: modular 80 (on the right) to ProThermatic tilting (on the left), ProThermatic stationary (on the right) to ProThermatic (on the left) PNC 912972 ☐
- Endrail kit, flush-fitting, left PNC 913109 ☐
- Endrail kit, flush-fitting, right PNC 913110 ☐
- Endrail kit (12.5mm) for thermaline 80 units, left PNC 913200 ☐
- Endrail kit (12.5mm) for thermaline 80 units, right PNC 913201 ☐
- T-connection rail for back-to-back installations without backsplash (to be ordered as S-code) PNC 913227 ☐
- Insert profile D=800mm PNC 913230 ☐
- Endrail kit, (12.5mm), for back-to-back installation, left PNC 913249 ☐
- Endrail kit, (12.5mm), for back-to-back installation, right PNC 913250 ☐
- Endrail kit, flush-fitting, for back-to-back installation, left PNC 913253 ☐
- Endrail kit, flush-fitting, for back-to-back installation, right PNC 913254 ☐

APPROVAL: _____



Electrolux
PROFESSIONAL

**Modular Cooking Range Line
thermaline 80 - 1000 mm Closed
Work top, 1 Side**

Key Information:

External dimensions, Width:


588120 (MANABAJ000) 1000 mm

External dimensions, Depth: 800 mm

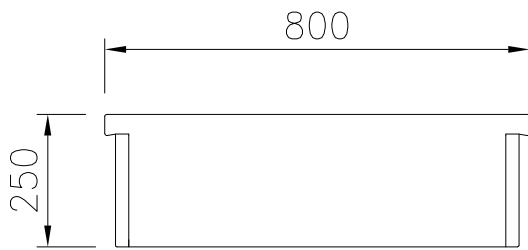
External dimensions, Height: 250 mm

Net weight: 24 kg

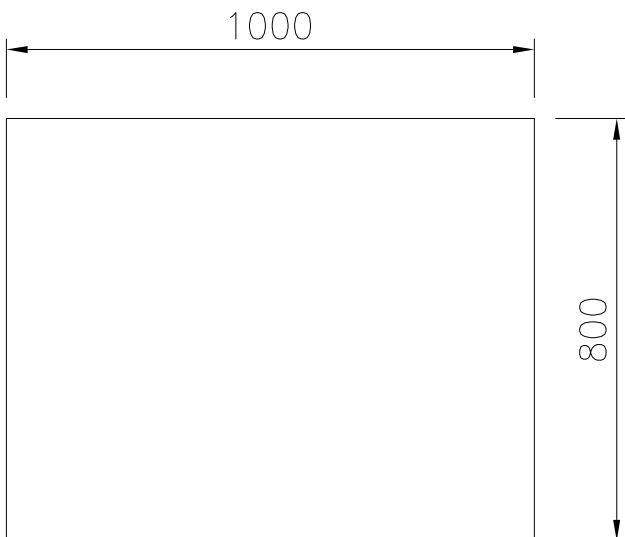
Front



Side



Top



Modular Cooking Range Line
thermaline 80 - 1000 mm Closed Work top, 1 Side

The company reserves the right to make modifications to the products
without prior notice. All information correct at time of printing.

2025.05.26